



Blackboard Help

[Our Vision, Mission and Values](#)

[Staff](#)

[Campus Applications and Data Services \(CADS\)](#)

[Instructional Tech & Electronic Media Services](#)

[Network Operations and Systems](#)

[User Services](#)

[Reset Network & Email Password](#)

[BlackBoard](#)

[Blackboard Help](#)

[For Faculty](#)

[For Students](#)

[Help Desk](#)

[My FMarion](#)

[Policies](#)

[Printing Policy](#)

[Lab Hours](#)

[Swampfoxmail Help](#)

[WebMail for Faculty/Staff](#)

[WebMail for Students](#)

[ResNet](#)

[Acceptable Use Policy](#)



Blackboard

Welcome to the Francis Marion University's Blackboard support site! Blackboard is FMU's course management tool used by instructors and students.

You may access FMU's main Blackboard page by using the URL: <http://blackboard.fmarion.edu>. *Please note that not all instructors utilize Blackboard and have their courses setup within it.

Through the collaboration of the User Services Division of Information Technology Staff and FMU's Faculty, this site has been built to better serve our user needs. With our support, you will find "How To" guides, "How To" videos, Frequently Asked Questions, and known issues. We will be actively updating this site with any announcements or new questions and issues that may arise.

[Blackboard manual for faculty](#)

[Blackboard manual for students](#)

Trouble connecting to Blackboard? Check these things first

1. Can you successfully connect to your Swampfox email account? Your Swampfox email account is your official email address for all FMU notifications.

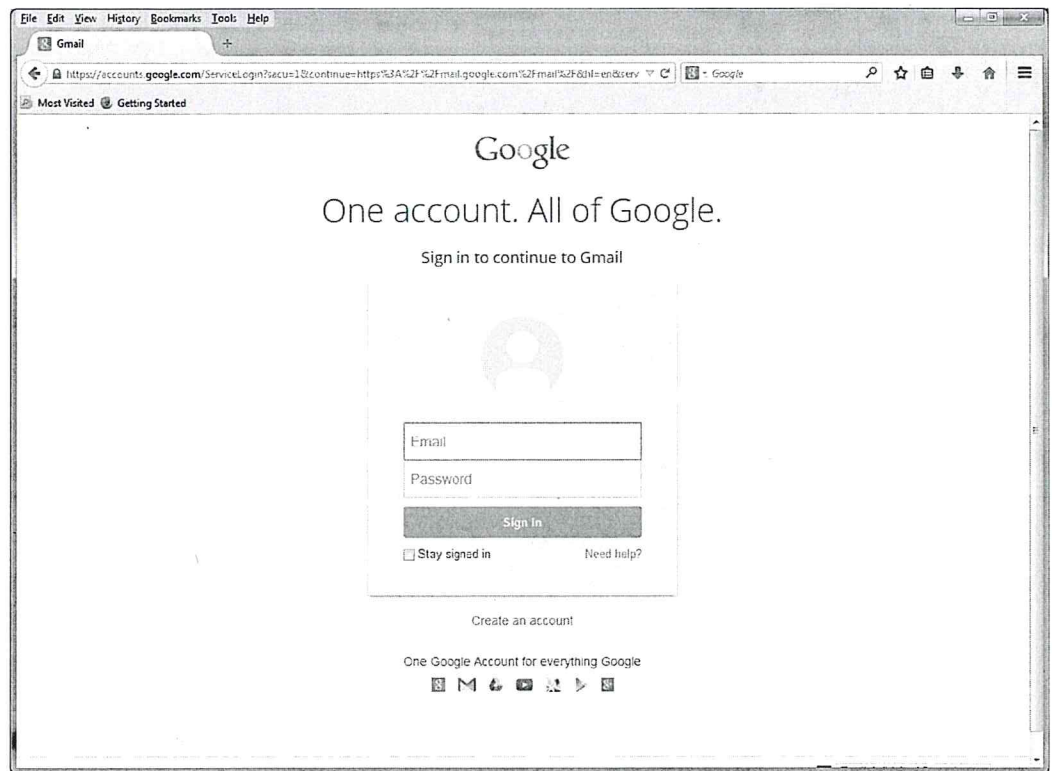
Your email address is composed of your first initial, your full last name, and the last four (4) digits of your FMU Student ID number without and punctuation marks or spaces. For example, a student named Jane Smith-Jones with ID number 000098765 would have username jsmithjones8765@fmarion.edu

The initial password for Swampfox email accounts is composed of the word [fmarion](#) and the month and day of birth. Using our example of Jane Smith-Jones, if Jane's birthday is May 9, then her initial Swampfox email password is [fmarion0509](#). The leading zeros are important and there are always four digits.

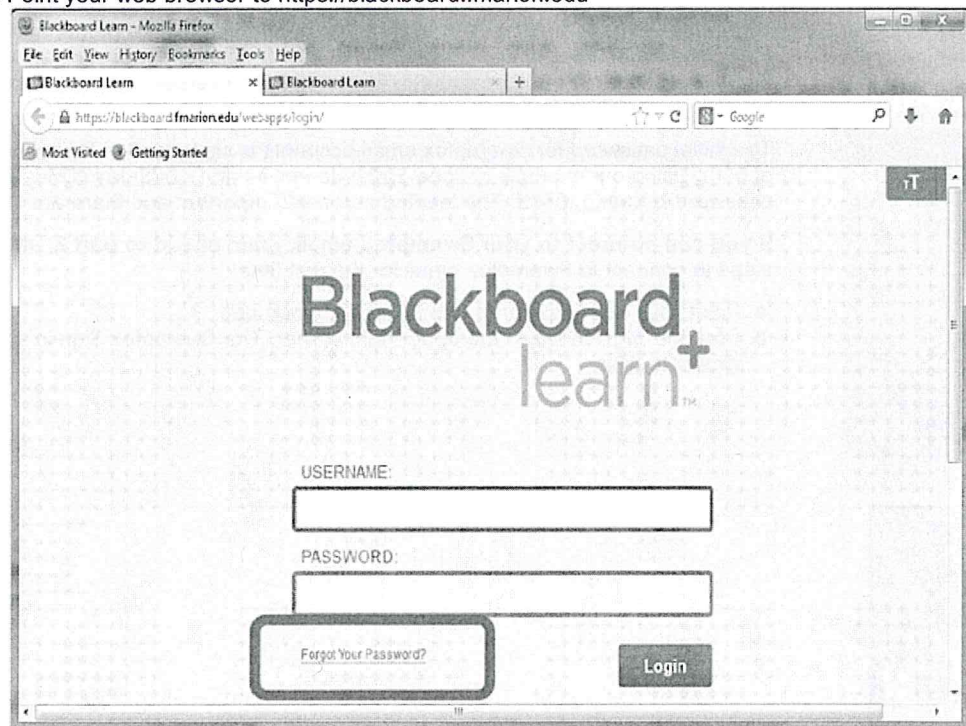
If you can connect to your Swampfox email, jump ahead to part 2, otherwise, perform the following steps to connect to Swampfox email for the first time:

- a. Point your web browser to <http://mail.g.fmarion.edu>
- b. Click the **Sign In** link in the upper right corner. The Swampfox Sign in screen is displayed and looks similar to this:

Future Students:
Apply Now!



- c. Enter your **full email address** in the upper box. (username@g.fmarion.edu)
 - d. Enter your initial **password** in the lower box. Be sure to use all lower case letters. Passwords are case sensitive. "A" is different than "a" in a password.
 - e. Click the Sign In button.
 - f. Review the terms of Service. Click to accept and complete the Captcha to verify you are a person, not a spambot.
 - g. Your Swampfox email page is displayed. Your one-time setup is complete.
 - h. For future reference, you can link your browser directly to email by pointing to <http://mail.g.fmarion.edu>. It is a good idea to bookmark it.
2. Setup your Blackboard password
- For security purposes, Blackboard accounts are not issued an initial password. Instead, password creation and resets are a user self-service procedure. To create your initial Blackboard password, or to reset/change it at any time, perform the following steps:
- a. Point your web browser to <https://blackboard.fmarion.edu>



- b. Click the "Forgot your Password?" link

c. The **Lost Password** form is displayed. Complete only **Part 1, Username Option**, of the form.

d. **First Name** is your proper first name as the University has on record. If your first name is Rebecca or Richard, do not enter Becky or Rick.

e. Enter your full **last name**.

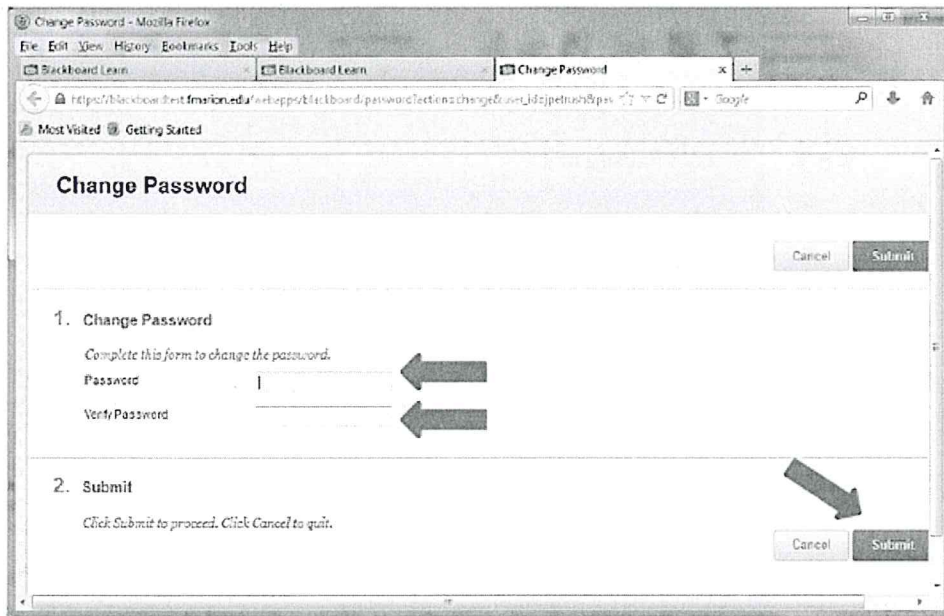
f. Enter your **username**. This is the same as your Swampfox email username (your email address to the left of the @ symbol)

g. Click the **Submit** button.

Blackboard compares what was typed to what is has on record. When all three parts match, Blackboard sends an email to your email address of record – your Swampfox address.

Go to your swampfox email, sign on, and open the Inbox. Open the message from the Blackboard Administrator.

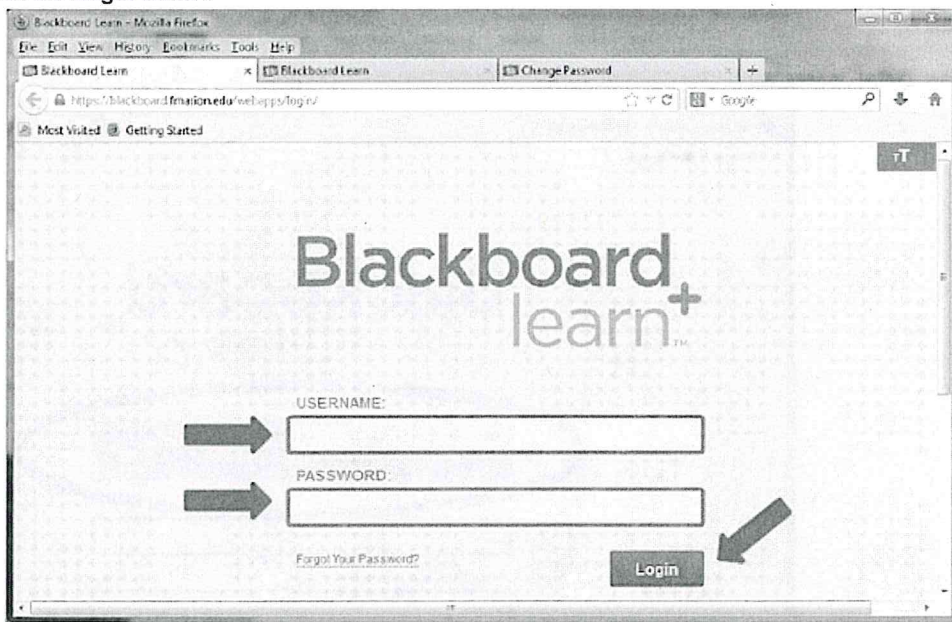
Click the long hyperlink in the message. A **Change Password** form is displayed. Enter the password of choice – twice – in the form.



Your new password may be anything you want. Remember upper and lower case letters are different. Longer passwords are better than short ones. Make it something you will remember, or you get to do all this over again!

Click the **Submit** button when done.

The Blackboard sign on page is displayed. Enter your username and the password you just created and click on the **Login** button.



Your **My Francis Marion** page is displayed. Courses you are currently enrolled in are shown in the **My Courses** module on the right side of the page. Click on a course name to go that that course's home page.

