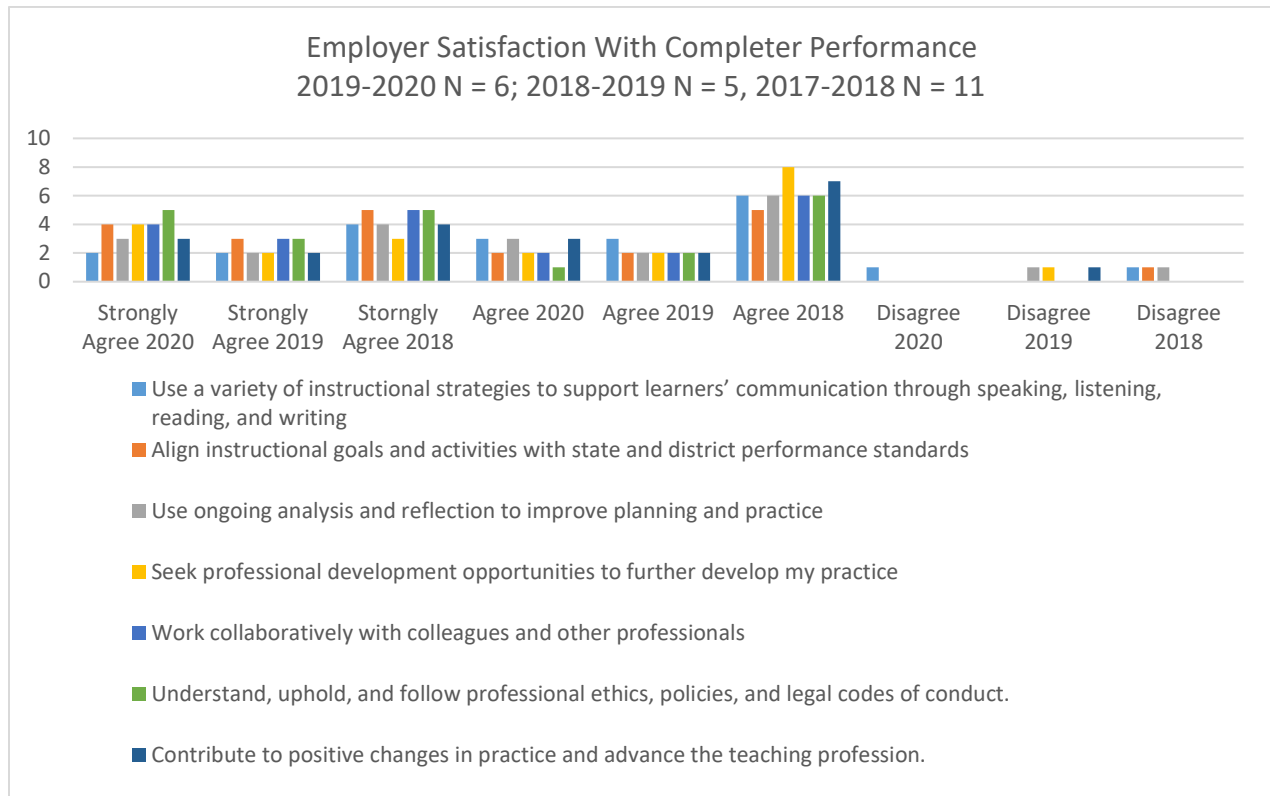


Satisfaction of Employers and Employment Milestones

Component 4.3

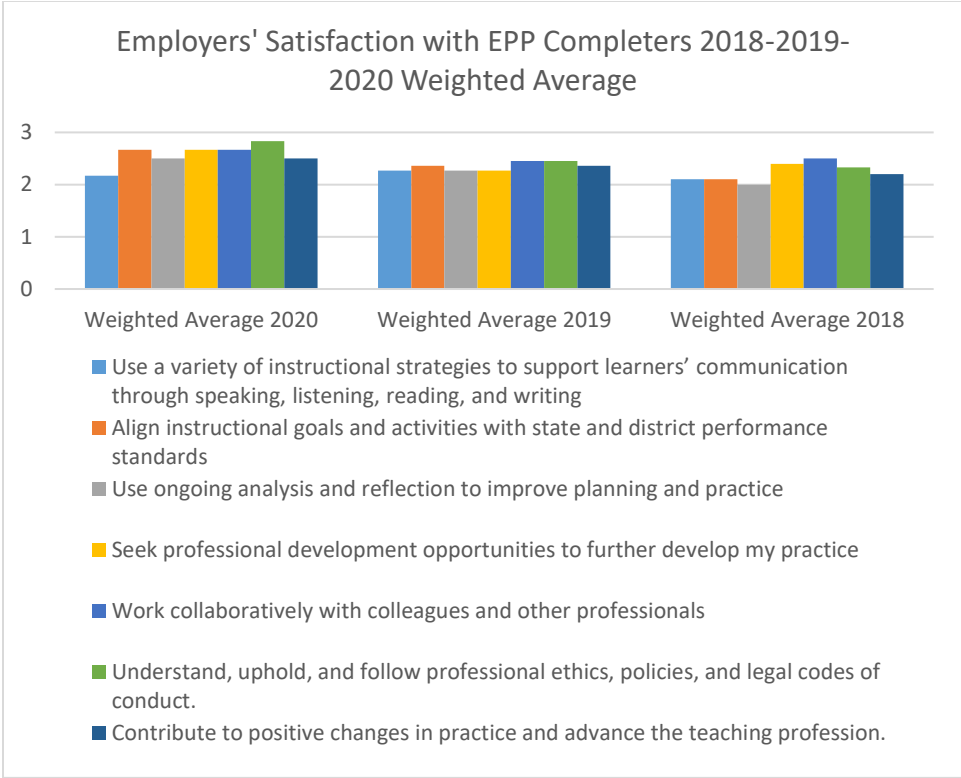
Employers' Satisfaction with EPP Completers 2018-2019-2020



Employers were sent surveys in each of the academic years 2017-2018, 2018-2019, and 2019-2020. Survey items to which the employers responded are listed in the data above (Employer Satisfaction with Completer Performance). A breakdown of responses each year as to whether they strongly agree, agree, or disagree with the survey item is provided. Overwhelmingly, it can be seen that employers for each of the measured three years either agree or strongly agree that completers are capable of professional expectations. The chart below, *Employers' Satisfaction with EPP Completers 2018-2019-2020 by Weighted Average*, reveals a consistent pattern of responses as provided by employers in terms of weighted average and confirms for the EPP that employers do feel the EPP completers are professionally competent in their performance.

Employers' Satisfaction with EPP Completers 2018-2019-2020 by Weighted Average

Component 4.3



Employers do feel the EPP completers are professionally competent in their performance. The weighted averages for each of the survey items to which employers responded regarding satisfaction of completers lies consistently between 2 and 3 on a 3-point scale. In fact, the weighted averages have increased each year and this is a good trend. This trend will be discussed in future faculty meetings.

Employer Satisfaction with EPP Completers 2017-2018, 2018-2019-2019-2020

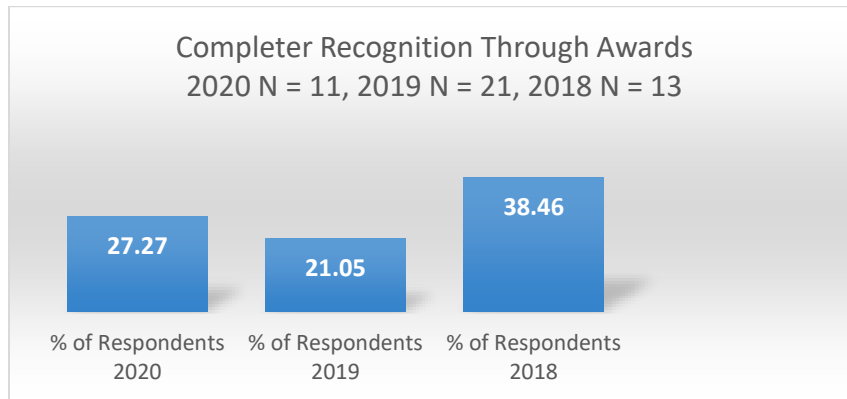
Component 4.3



Employers have expressed their satisfaction with EPP completers in each of the previous three years, and while the number of employer respondents is relatively low (N = 6 2020, N = 5 2019, N = 11 2018), none have expressed an overall dissatisfaction with completers.

Completer Milestones

Component 4.3



Each year EPP completers have been recognized for their professional efforts in their first year of teaching. The recognition has dipped since the academic year 2017-2018, however it grew in 2019-2020 despite the country being ravaged by the CORONA pandemic.